

GT-CET
CAMPEONATO DE ESPAÑA



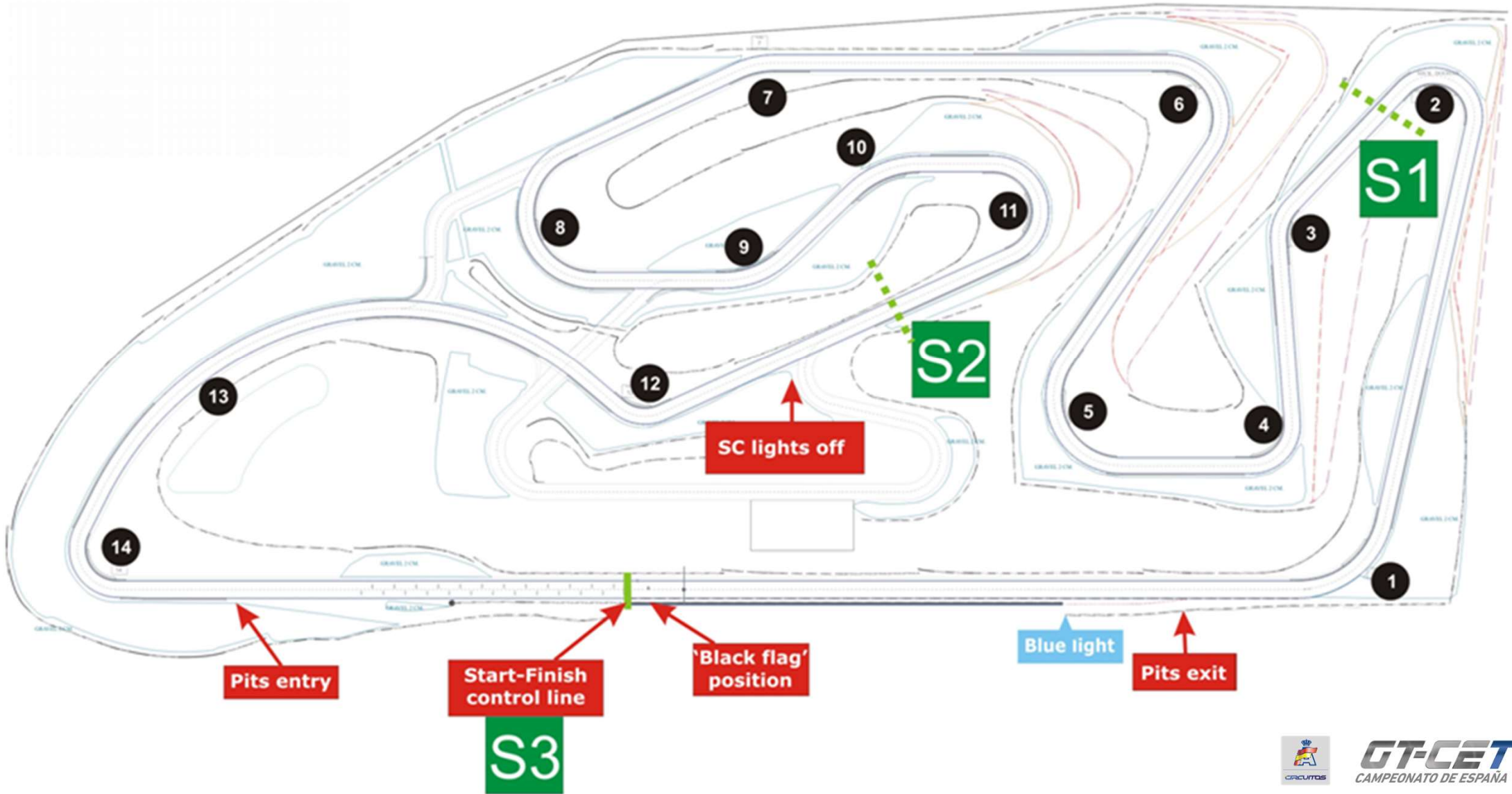
CIRCUIT
RICARDO
TORMO



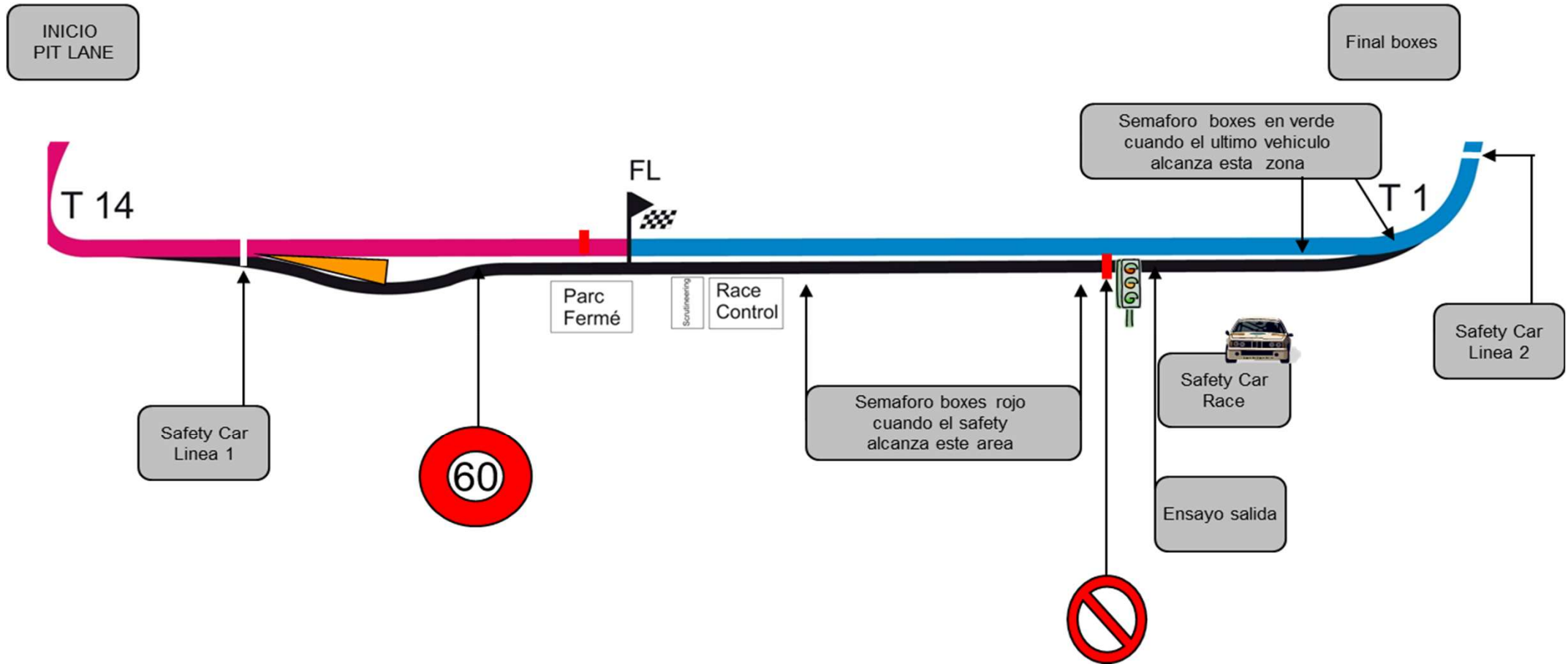
BRIEFING PILOTOS

VALENCIA 5 de OCTUBRE 2024


1 Corner number



ZONA DE PITLANE



LINEA DE SALIDA Y LLEGADA – SEMAFORO DE SALIDA



SC LINEA 1 – ENTRADA DE PITLANE




INICIO LIMITE DE VELOCIDAD EN PITLANE INICIO HANDICAP



ZONA DE PENALIZACIÓN



FIN LIMITE DE VELOCIDA EN PITLANE LUCES DE SALIDA DE PITLANE





SC LINEA 2 – INCORPORACION A PISTA



SALIDA DE PITLANE Y LINEA BLANCA



GT-CET
CAMPEONATO DE ESPAÑA

SEÑALIZACIÓN DE DIRECCIÓN DE CARRERA



Drive
Through



SEÑALIZACION



Chequered
End of race or practice session.



Yellow & Red Stripes
Slippery surface ahead.



Blue
To indicate that a quicker competitor is closing or trying to pass.



Black
Displayed with vehicle number on board to indicate driver must stop within one lap and report to the Clerk of the Course. A penalty of exclusion may be enforced.



Yellow
Danger, slow down sufficiently to ensure that full control of the vehicle can be retained. No overtaking.



Black with Orange Disc
Displayed with vehicle number on board to indicate mechanical problems of which the driver may be unaware. Driver must report to pits on the next lap.



Green
All clear, at the end of a danger area controlled by yellow flags. Also used to signal the start of a formation lap.



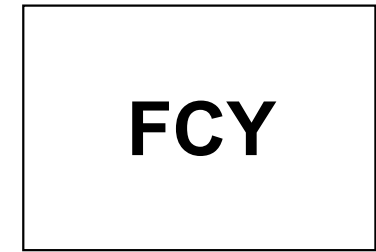

Black & White Diagonal
Shown with a number board to warn a driver his track conduct is causing concern and he may be Black flagged.




Red
Immediately cease driving at racing speed and proceed slowly, without overtaking, and with maximum caution to pits or startline. Be prepared to stop if track is blocked.



White
A service car or slow moving vehicle is on the circuit. The white flag will be waved to indicate the sector the slow moving vehicle is in, and held stationary whilst the vehicle is in the next sector.



ACCESOS A VIAS SERVICIO



PROCEDIMIENTO DE SALIDA:

- -5' PIT LANE ABIERTO
- -5' PIT LANE CERRADO
- -PROCEDIMIENTO DE SALIDA CON PANELES EN PARRILLA
 - PARRILA UNICA
- SALIDA CARRERA SEMARO ROJO A SEMAFORO VERDE

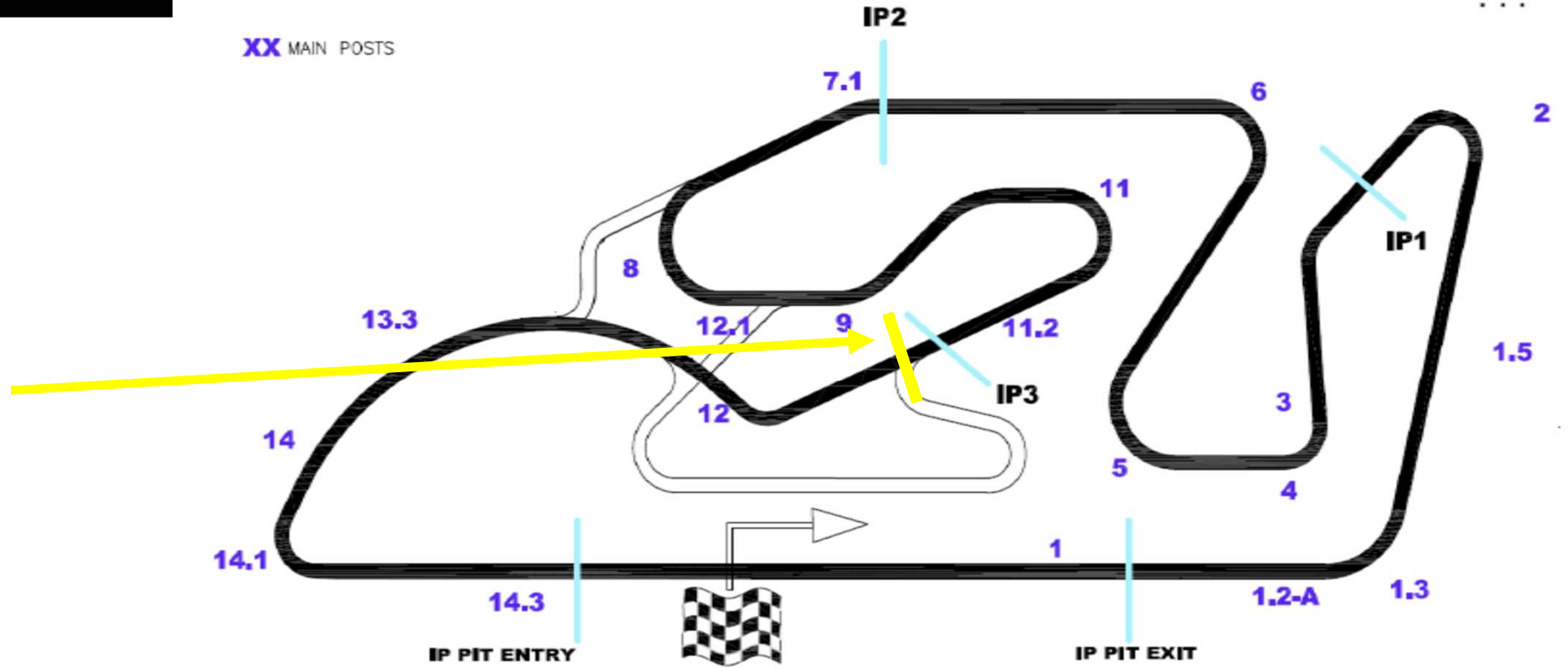
FORMACIÓN PARRILLA GRID FORMATION

CIRCUIT
RICARDO
TORMO

CIRCUIT DE LA COMUNITAT VALENCIANA RICARDO TORMO TIMEKEEPING INTERMEDIATE POINTS




XX MAIN POSTS



GT-CET
CAMPEONATO DE ESPAÑA

SALIDA LANZADA – FORMACION DE PARRILLA




SALIDA LANZADA – FORMACION DE PARRILLA

INCORRECTO **CORRECTO**



SALIDA LANZADA



SALIDA LANZADA




BANDERA ROJA: SUSPENSION CARRERA

- **Todos los puestos con Banderas Rojas agitadas**
- **Adelantamientos prohibidos**
- Reducir la velocidad y estar preparados para parar
- Todos los vehículos deben dirigirse al Pit Lane y parar en la vía rápida. El primer vehículo en llegar se detendrá en la línea de salida de Pit Lane y el resto en fila tras él.



SC

Safety Car Apaga Luces entre T11-T12



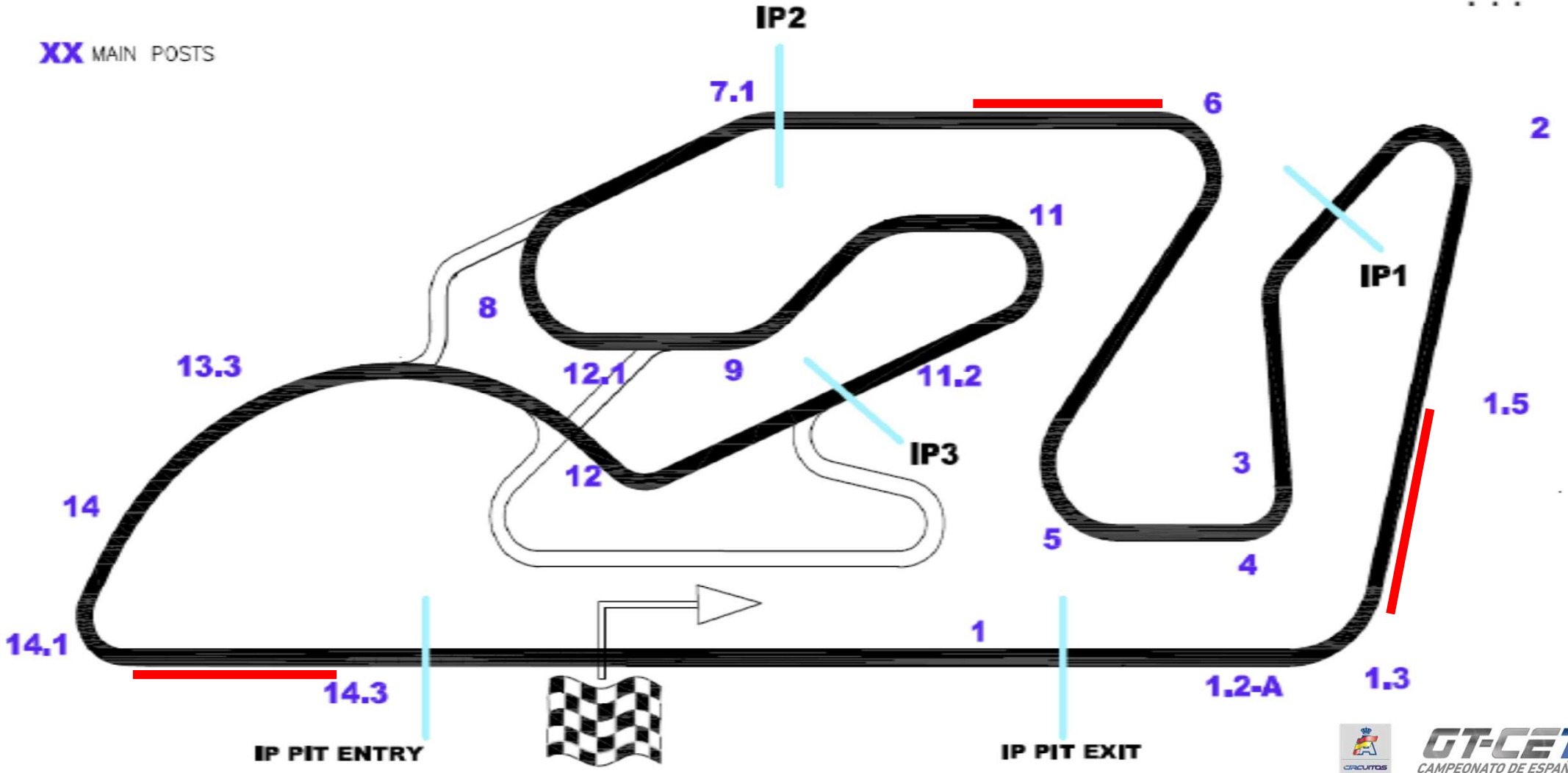
PARQUE CERRADO

- En el box de cada equipo
- Tras entrenamientos cronometrados y carreras.


LIMITES DE PISTA – TRACK LIMITS



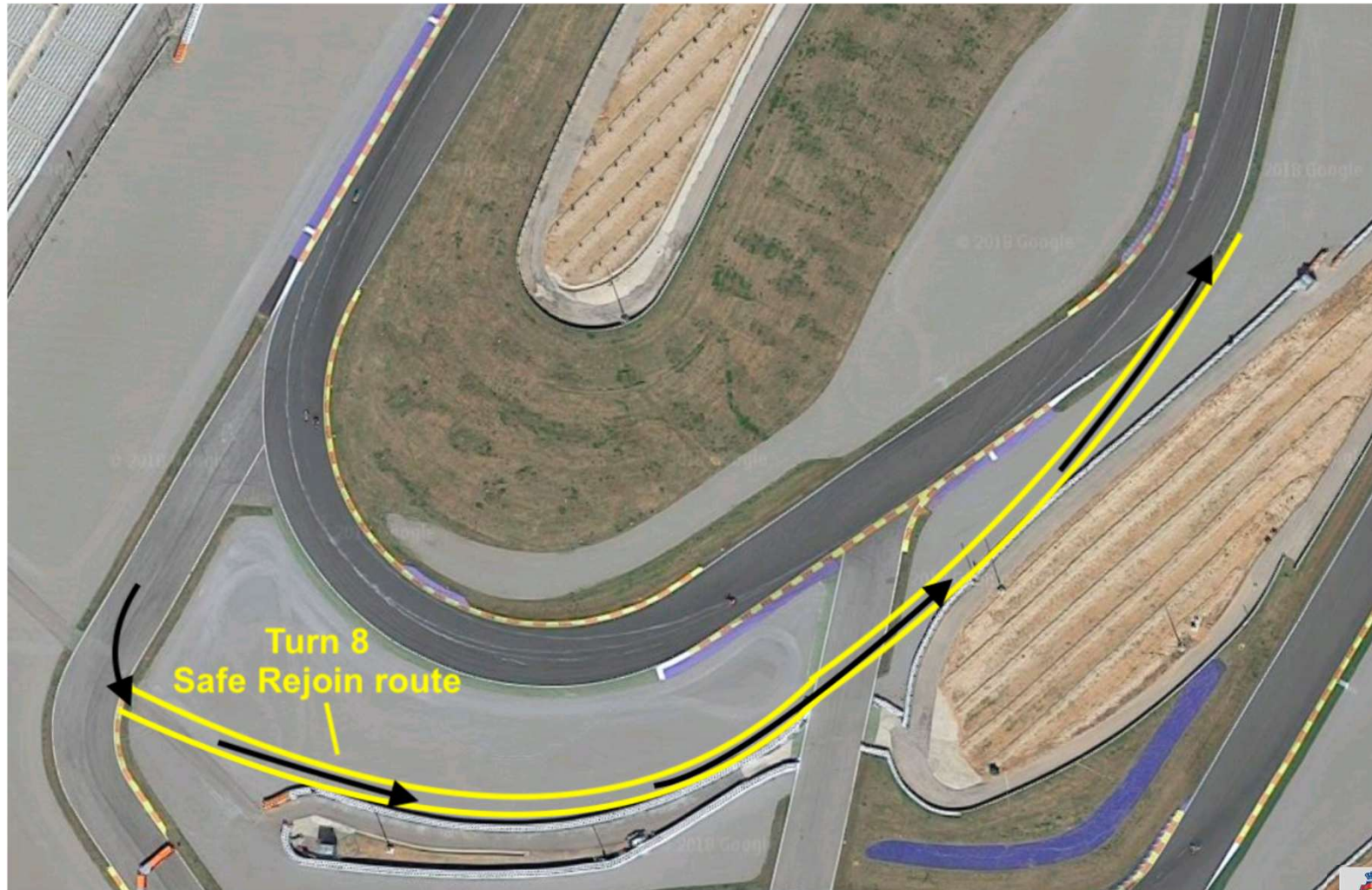
XX MAIN POSTS



LIMITES DE PISTA – TRACK LIMITS




REINCORPORACION – CURVA 8



REINCORPORACION – CURVA 8



REINCORPORACION – CURVA 8



- RECORDATORIO:
- Solicitudes de cambio de orden de pilotos de salida, hasta una hora y cuarto (75') antes del comienzo de la carrera. Deberán solicitarlo al colegio de Comisarios Deportivos.



NUEVOS PIANOS EN PISTA – CURVA 6





NUEVOS PIANOS EN PISTA – CURVA 12 – ARCEN IZQUIERDO





NUEVOS PIANOS EN PISTA – CURVA 12 – INTERIOR



